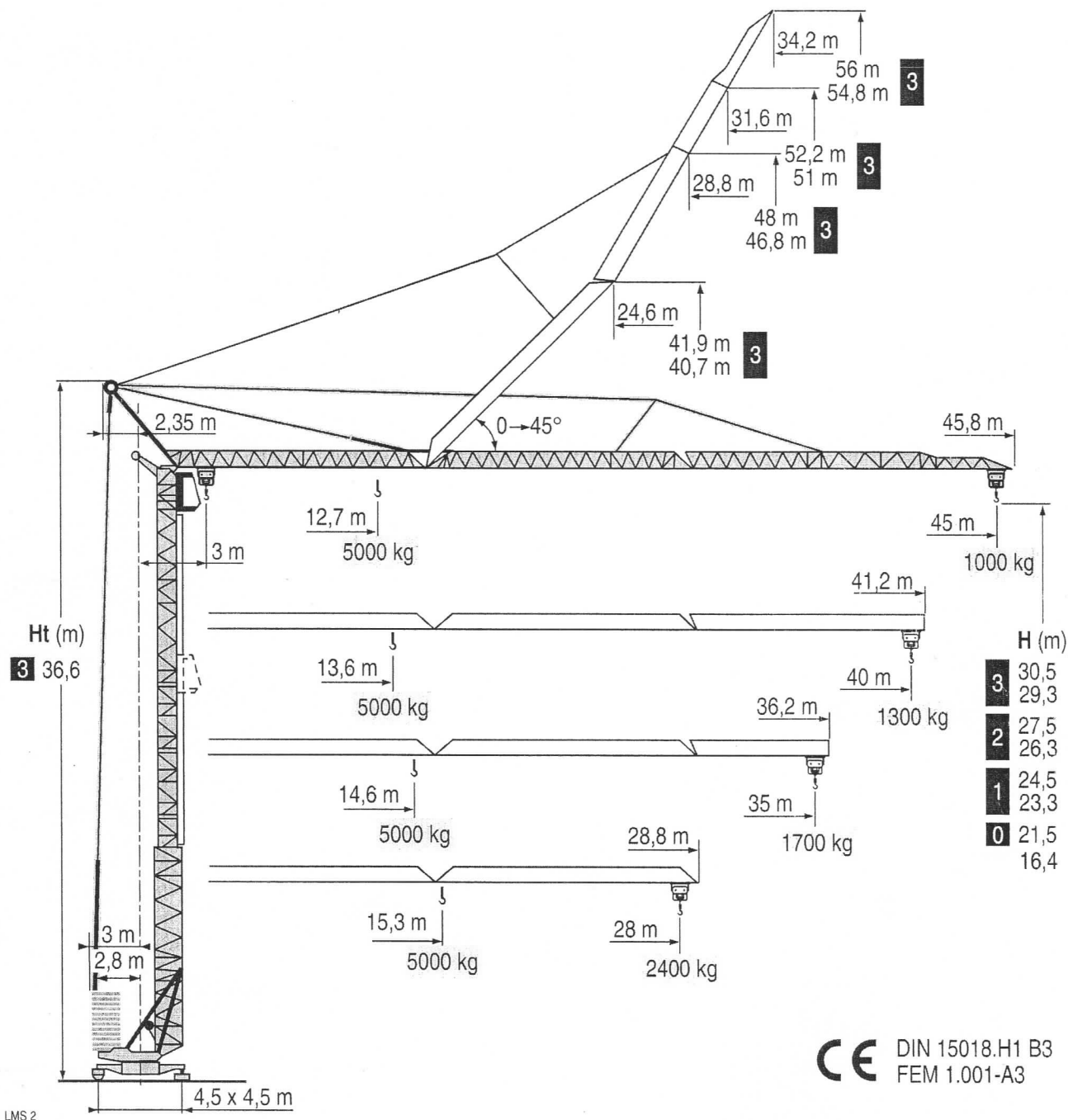


GTMR 346 A



- Igo
- HD
- Igo M
- HDM
- HDT
- GTMR
- CITY CRAN
- TOPKIT M
- MAXI MD
- MAXI TOPK
- Topless MD
- MR

H (m)
30,5
29,3
27,5
26,3
24,5
23,3
21,5
16,4

CE DIN 15018.H1 B3
FEM 1.001-A3



Courbes de charges
Lastkurven



Load diagrams
Curvas de cargas



Curve di carico
Curva de cargas



45 m	3 ▶	12,7	15	17	19	20	23	25	27	30	33	35	37	40	43	45	m
▲▲▲		5000	4070	3480	3040	2850	2390	2160	1960	1710	1520	1400	1300	1180	1070	1000	kg

40 m	3 ▶	13,6	15	17	19	20	23	25	27	30	33	35	37	40	m
▲▲▲		5000	4440	3800	3320	3110	2620	2360	2150	1880	1670	1550	1440	1300	kg

35 m	3 ▶	14,6	15	17	19	20	23	25	27	30	33	35	m
▲▲▲		5000	4830	4140	3610	3390	2860	2580	2350	2060	1830	1700	kg

28 m	3 ▶	15,3	17	19	20	23	25	27	28	m
▲▲▲		5000	4400	3850	3610	3050	2760	2510	2400	kg

LMS 1

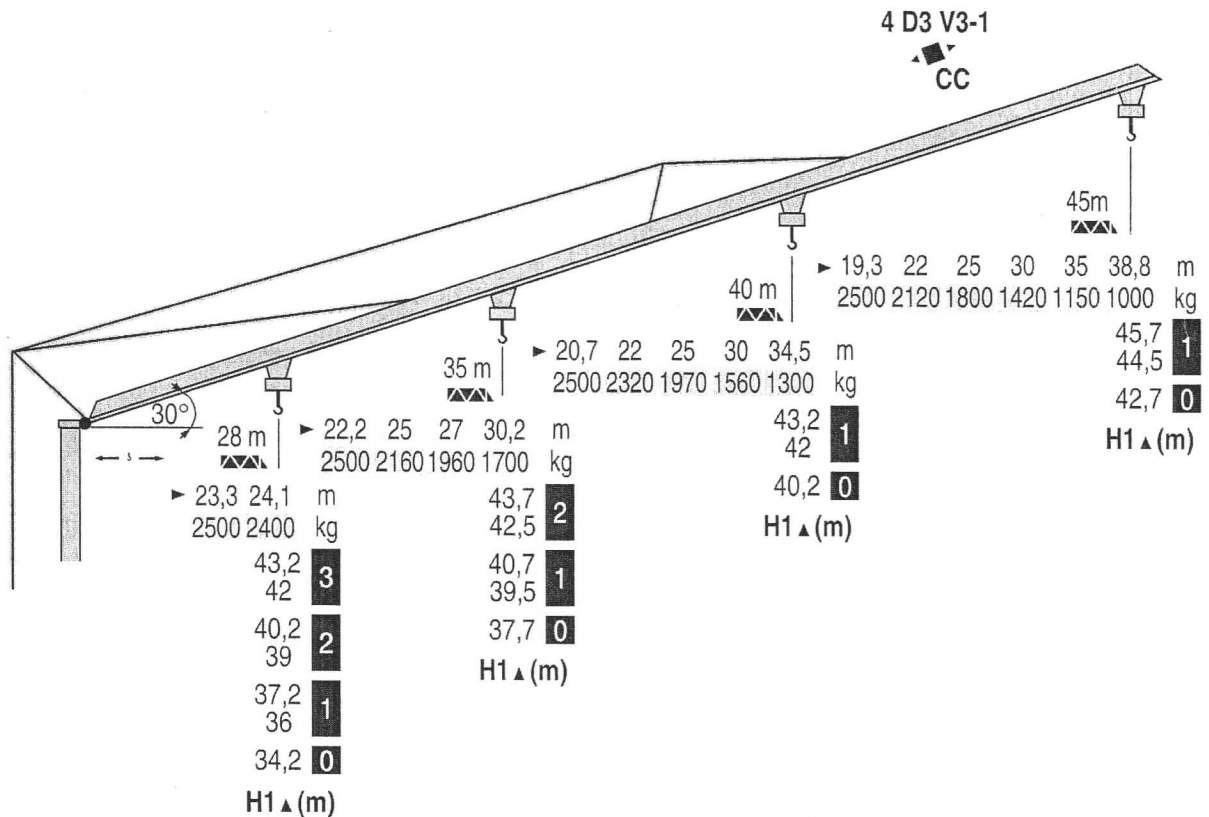
Flèche relevée
Ausleger in Steilstellung



Luffing jib
Flecha izada



Braccio impennato
Lança inclinada



LMS 2



Chariot distributeur et courbes de charges



Verfahrbare laufkatze und lastkurven



Traversing trolley and load diagrams



Carro distribuidor y curvas de cargas



Carrellino distributore e curve di carico



Carro distribuidor e curva de cargas



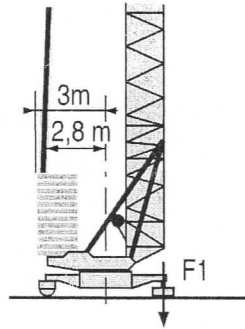
Réactions
Eckdrücke



Reactions
Reacciones



Reazioni
Reacções



F1 ● 32 t ■ 24,5 t

▲ 19,2 t

LMS 1



● Réactions en service
■ Réactions hors service
▲ A vide sans lest (ni train de transport) avec flèche et hauteur maximum



● Reaktionskräfte in Betrieb
■ Reaktionskräfte außer Betrieb
▲ Ohne Last, Ballast (und Transportachse), mit Maximalausleger und Maximalhöhe.



● Reactions in service
■ Reactions out of service
▲ Without load, ballast (or transport axles), with maximum jib and maximum height.



● Reacciones en servicio
■ Reacciones fuera de servicio
▲ Sin carga, sin lastre, (ni tren de transporte), flecha y altura máxima.



● Reazioni in servizio
■ Reazioni fuori servizio
▲ A vuoto, senza zavorra (ne assali di trasporto) con braccio massimo e altezza massima.



● Reacções em serviço
■ Reacções fora de serviço
▲ Sem carga (nem tren de transporte)-sem lastro com lanço e altura máximas.



Mécanismes
Antriebe



Mechanisms
Mecanismos



Meccanismi
Mecanismos



									ch - PS hp	kW
	20 TDPC 12	m/min Kg	9 2500	27,5 2500	55 1500	4,5 5000	13,7 5000	27,5 3000	20	15
	20 LVF 12	m/min Kg	5,5 2500	27,5 2500	55 1500	2,7 5000	13,7 5000	27,5 3000	20	15
	4 D3 V3-1	m/min	15 - 30 - 58						4	3
	RCV 51	tr/min U/min rpm	0 → 0,8						6	4,4
 R ≥ 8 m	TDV 324	m/min	25						2 x 4	2 x 4
	TB 124	m/min	25						2 x 4	2 x 4

CEI 38		IEC 38		
400 V (+6% -10%) 50 Hz		30 kVA		2000/14

LMS2



● Levage
■ Distribution
● Orientation
▲ Translation
▲ Conforme aux directives CEE sur le niveau acoustique



● Heben
■ Katzfahren
● Schwenken
▲ Kranfahren
▲ Gemäss EWG-Richtlinien für den Schall-Leistungspegel



● Hoisting
■ Trolleying
● Slewing
▲ Travelling
▲ In compliance with the EEC Instructions on noise level



● Elevación
■ Distribución
● Orientación
▲ Traslación
▲ Conforme con las directivas CEE sobre el nivel acústico



● Sollevamento
■ Distribuzione
● Rotazione
▲ Traslazione
▲ Conforme alle direttive CEE sul livello acustico



● Elevação
■ Distribuição
● Rotação
▲ Translação
▲ Conforme as directivas CEE sobre o nível acústico



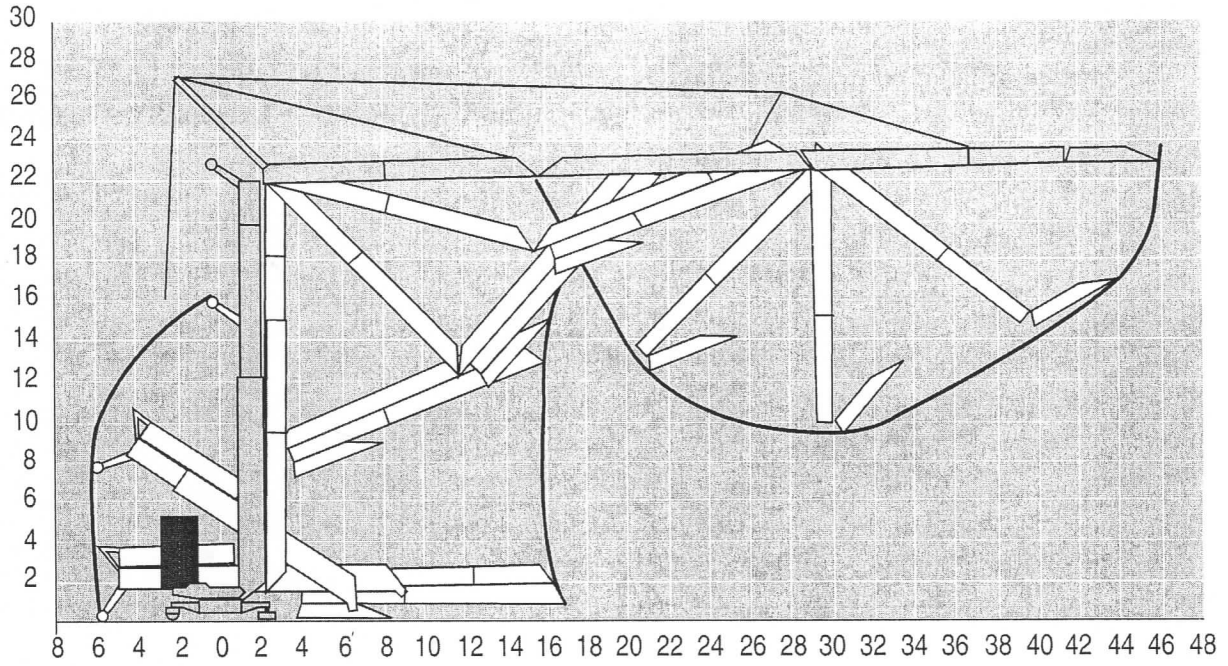
Montage
Montage



Erection
Montaje



Montaggio
Montagem



LMS 1

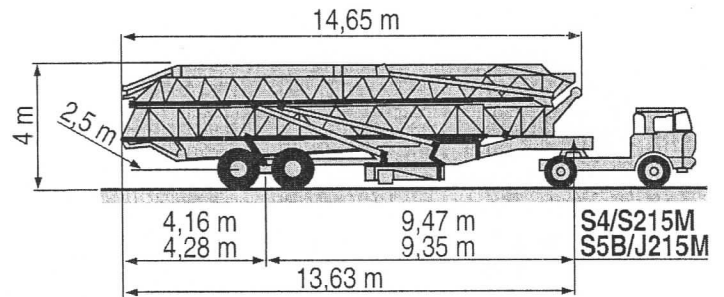
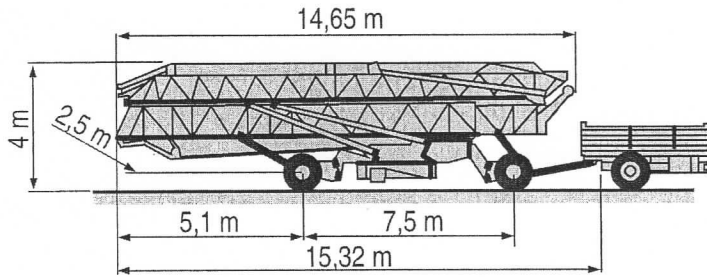
Transport
Transport



Transport
Transporte



Trasporto
Transporte



DJ126M/S215M 15A/25A

S4/S215M S5B/J215M

LMS 2



Document commercial non contractuel. Pour toute information technique se référer à la notice correspondante

Unverbindliches Vertriebsdokument. Für technische Informationen, siehe die entsprechenden Anweisungen.

This commercial document is not legally binding. For any technical information, please refer to the corresponding instructions.

Documento commerciale non contractuel. Para cualquier información técnica, ver la noticia correspondiente.

Documento commerciale non vincolante, per tutte le informazioni tecniche fare riferimento al catalogo istruzioni

Documento comercial não contratual. Para qualquer informação técnica complementar consultar as respectivas instruções

POTAIN TP

Manitowoc Crane Group

18, rue de Charbonnières - B.P. 173
69132 ECULLY Cedex - France

Tél. : (33) 4 72 18 20 20

Fax : (33) 4 72 18 20 00

www.manitowoccrane.com www.potain.com

Copyright.Reproduction interdite © POTAIN 1997

Manitowoc
Crane Group

GTMR 346 A

Réf. 1997.44 LMS 8