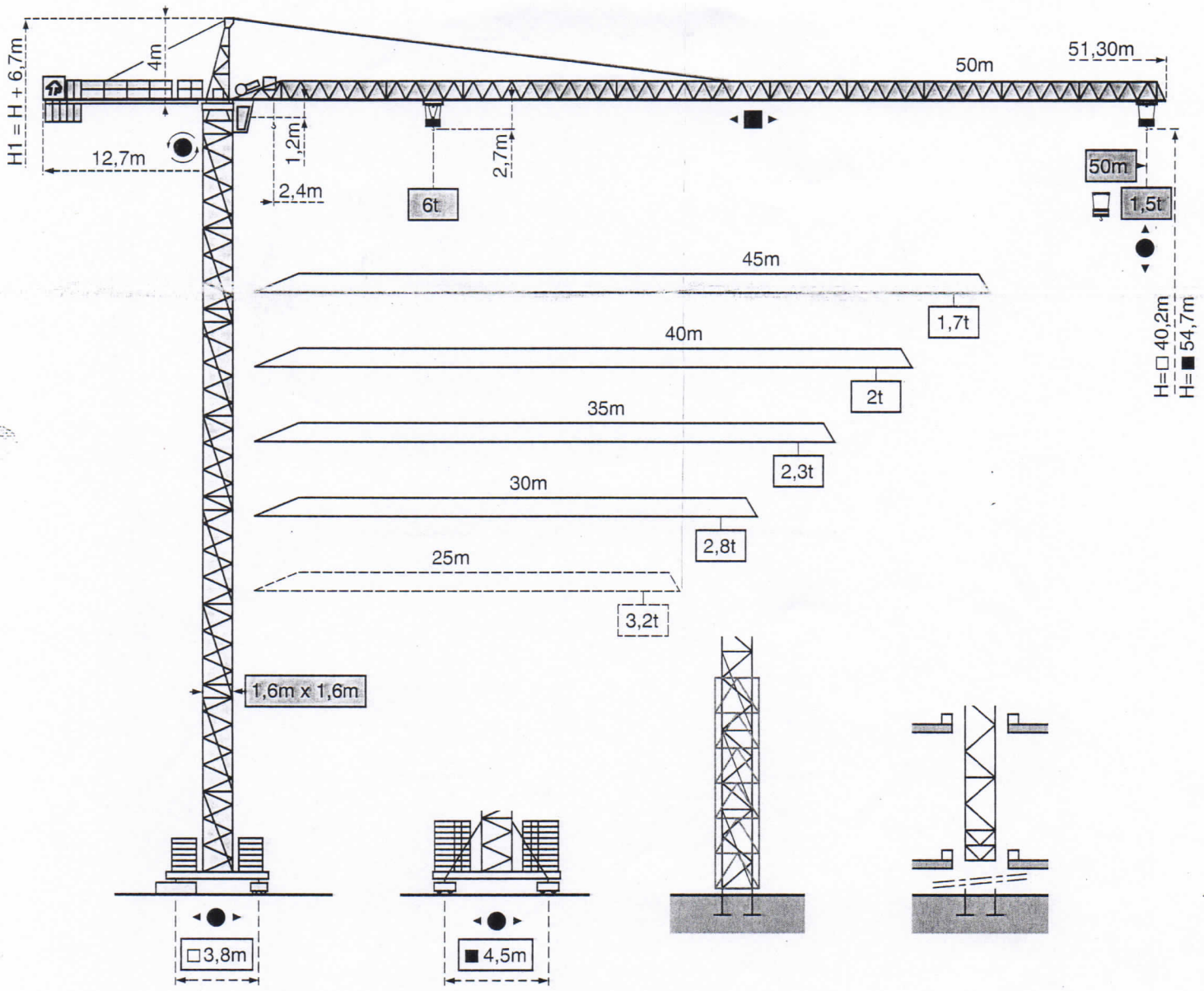


75606

CITY CRANE MD 90 DIN




CITY CRANE MD 90 DIN


POTAIN  ®

CITY ▽ 1,60m


Mat - Mast - Mast - Mástil - Torre

KM 406 E 

$H_{\square} = H_{\square} / \square + 0,3m$

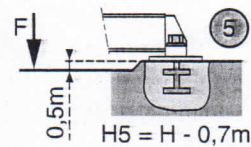
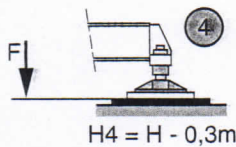
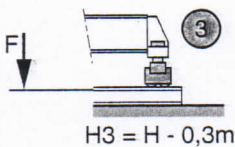
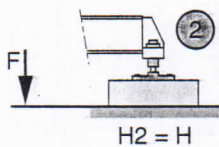
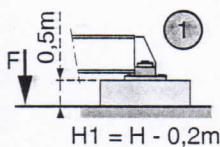


ZC 40 A	
F1 ● 52t	■ 56t
⊕ 32t	



P 40 A	
F2 ● 45t	■ 55t
F3 ● 70t	■ 78t
⊕ 28t	

ZC 40A



- En service
- Hors service

- In Betrieb
- Ausser Betrieb

- In service
- Out of service

- En servizio
- Fuera de servicio

- In servizio
- Fuori servizio

⊕ A vide sans lest avec flèche et hauteur maximum.


⊕ Ohne Last und Ballast mit Maximalausleger und Maximalhöhe.


⊕ Without load and ballast with longest jib and maximum height.




⊕ Sin carga, sin lastre con flecha y altura máxima.




⊕ A vuoto senza zavorra e con braccio massimo e altezza massima.




Courbes de charges - Lastkurven - Load diagrams - Curvas de cargas - Curve di carico




 Flèche Ausleger Jib Flecha Braccio









2,4 →	14,7	15	17	20	22	25	26,2	26,6	30	32	35	37	40	42	45	47	50	m			
	6	5,9	5,1	4,2	3,7	3,2	3	3	2,6	2,4	2,1	2	1,8	1,7	1,5	1,4	1,3	t			
											28	30	32	35	37	40	42	45	47	50	m
											3	2,8	2,6	2,3	2,2	2	1,9	1,7	1,6	1,5	t

2,4 →	14,7	15	17	20	22	25	26,2	26,6	30	32	35	37	40	42	45	m			
	6	5,9	5,1	4,2	3,7	3,2	3	3	2,6	2,4	2,1	2	1,8	1,7	1,5	t			
											28	30	32	35	37	40	42	45	m
											3	2,8	2,6	2,3	2,2	2	1,9	1,7	t




2,4 →	14,7	15	17	20	22	25	26,2	26,6	30	32	35	37	40	m			
	6	5,9	5,1	4,2	3,7	3,2	3	3	2,6	2,4	2,1	2	1,8	t			
											28	30	32	35	37	40	m
											3	2,8	2,6	2,3	2,2	2	t


2,4 →	14,7	15	17	20	22	25	26,2	26,6	30	32	35	m			
	6	5,9	5,1	4,2	3,7	3,2	3	3	2,6	2,4	2,1	t			
											28	30	32	35	m
											3	2,8	2,6	2,3	t




2,4 →	14,7	15	17	20	22	25	26,2	26,6	30	m			
	6	5,9	5,1	4,2	3,7	3,2	3	3	2,6	t			
											28	30	m
											3	2,8	t


2,4 →	14,7	15	17	20	22	25	m	
	6	5,9	5,1	4,2	3,7	3,2	t	
							25	m
							3	t




Option Sonderausführung
Option Opzion Opzion


 Chariot standard 2/4 brins. (En cas d'utilisation  déduire 0,1 t aux charges ).




 Chariot optionnel 2 brins uniquement.


 Standardlaufkatze 2/4 Stränge. (Bei Einsatz von  ist 0,1 t der Lasten von  abzuziehen).


 Laufkatze in Sonderausführung mit nur 2 Strängen.


 Standard trolley 2/4 falls. (When using  subtract 0,1 t from the loads .

 Optional trolley 2 falls only.



 Carro standard 2/4 ramales. (En caso de utilización  quitar 0,1 t de las cargas .

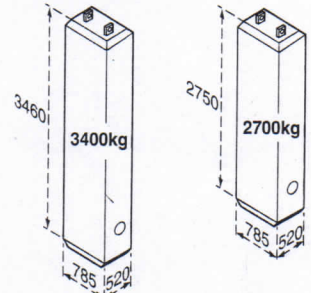
 Carro opcional en 2 ramales solamente.

 Carrellino standard tiro in 2^a/4^a (Usando tiro in 4^a togliere 0,1 t ai valori di carico).

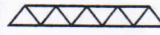


 Carrellino in opzione solo con tiro in 2^a.

**Lest de contre-flèche - Gegenauslegerballast - Counter-jib ballast
Lastre de contra flecha - Contrappeso**

		 (kg)
50m	12,7m	16 300 (4x3400)+(1x2700)
45m	12,7m	14 900 (2x3400)+(3x2700)
40m	12,7m	13 600 (4x3400)
35m	12,7m	12 900 (3x3400)+(1x2700)
30m	12,7m	11 500 (1x3400)+(3x2700)
25m	12,7m	9 500 (2x3400)+(1x2700)

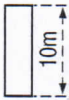





Lest de base - Grundballast - Base ballast - Lastre de base - Zavorra di base

H (m)			H (m)			H (m)		
	50→40m	32→25m		50→40m	32→25m		50→40m	32→25m
						54,7	102t	108t
			48	78t	84t	49,7	84t	90t
			44,7	66t	72t	44,7	66t	72t
40,2	60t	65t	39,7	48t	54t	39,7	48t	54t
			34,7	30t	36t	34,7	30t	36t
30,2	40t	40t	29,7	24t	24t	29,7	24t	24t
			24,7	18t	18t	24,7	18t	18t
20,2	35t	35t	19,7	18t	18t	19,7	18t	18t
	ZC 40 A			S 40 A			S 41 A	

TELESCOPABLE - TELESKOPIERBAR - TELESCOPIC - TELESCOPICO - TELESCOPICO

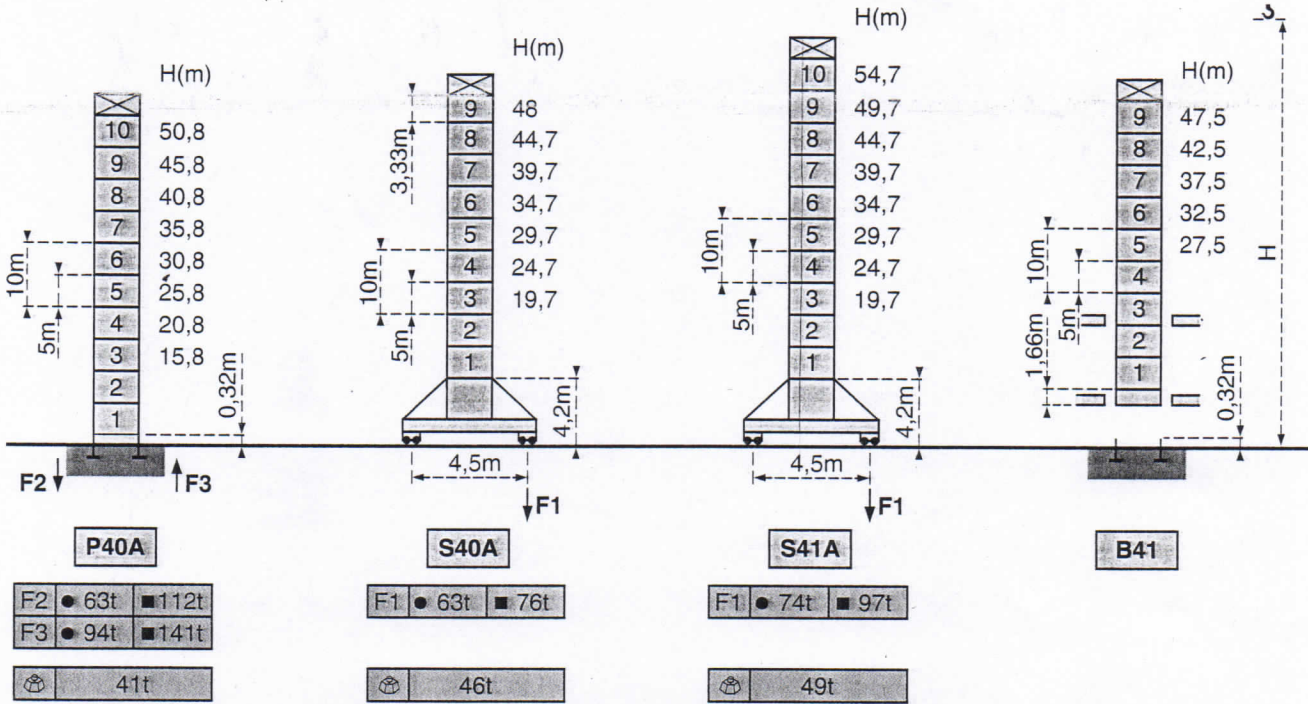
Mats - Maste - Masts - Mástil - Torre

K 407 B 
K 407 E 

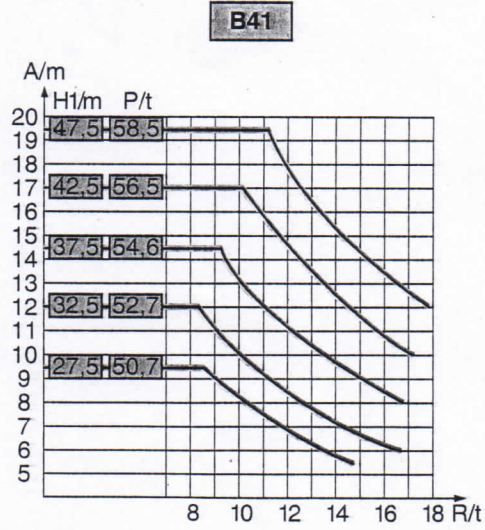
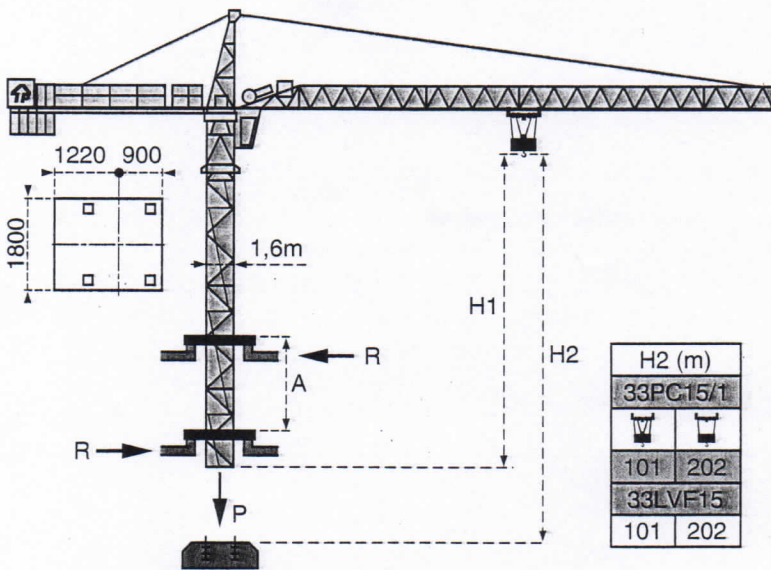
K 407 A 
K 409 A 

K 407 C 
K40-K40 

$H_{\square} = H_{\square} / \square + 0,3 \text{ m}$


























**Télescopage sur dalles - Kletterkrane im Gebäude - Climbing crane
Telescopage gruas trepadoras - Gru in cavedio**



- | | | | | |
|---------------------------------|-------------------------------|-----------------------------|---------------------------------|--------------------------------|
| A Distance entre cadres | A Abstand zwischen den Rahmen | A Distance between collars | A Distancia entre marcos | A Distanza fra i telai |
| H1 Hauteur grue | H1 Kranhöhe | H1 Crane height | H1 Altura grúa | H1 Altezza gru |
| P Poids de la grue (en service) | P Krangewicht (in Betrieb) | P Crane weight (in service) | P Peso de la grúa (en servicio) | P Peso della gru (in servizio) |
| R Réaction horizontale | R Horizontalkräfte | R Horizontal reaction | R Reaccion horizontal | R Reazione orizzontale |

Modificazioni riservate / Subject to modification / Änderungen vorbehalten / Modifications réservées / Printed in France / Réalisation SONIPF

Mécanismes - Antriebe - Mechanisms - Mecanismos - Meccanismi

				m/min	t		ch -PS hp	kW				
Levage Heben Hoisting Elevación Sollevamento	33PC15/1 			7	3	405 m > 405 m*	33	24				
				38,5	3							
				77	1,5							
				3,5	6							
		33LVF15 			4,6				3	405 m > 405 m*	33	24
					13				3			
				38,5	3							
				77	1,5							
				2,3	6							
				6,5	6							
	Distribution - Katzfahren - Trolleying Distribución - Distribuzione			4 D3 V3	15 30 58			4	3			
	Orientation - Schwenken - Slewing Orientación - Rotazione			RCV 80	0 → 0,8 tr/min U/min-rpm			2 x 6	2 x 4,4			
	Translation Kranfahren Travelling Traslación Traslazione	ZC40A 		RT 224	25			2 x 4	2 x 2,9			
		S 40 A 		RT 324	12,5 - 25			2 x 7	2 x 5,2			
TCV 449 ARC R ≥ 10 m H ≤ 34,7 m				10 - 50			4 x 6,8	4 x 5				
S 41 A 			RT 443 A1 2V	15 - 30			4 x 5	4 x 3,7				
TCV 449 ARC R ≥ 10 m H ≤ 34,7 m				10 - 50			4 x 6,8	4 x 5				
Réseau - Netzstrom - Mains supply - Red - Rete elettrica							380V 400V.50Hz					
Puissance électrique nécessaire - Anschlusswert - Necessary electric power Potencia eléctrica necesaria - Potenza elettrica necessaria							33 PC : 50 kVA 33 LVF : 50 kVA					
Groupe électrogène - Stromaggregat - Generator set - Grupo electrogeno - Gruppo elettrogeno							*					

*Nous consulter - Auf Anfrage - Consult us - Consultarnos - Consultateci

Conforme aux directives CEE 84/534 et 87/405 sur le niveau acoustique - Gemäss EWG-Richtlinien 84/534 und 87/405 für den Schall- Leistungspegel
 In compliance with the EEC 84/534 and 87/405 instructions on noise level - Conforme con las directivas CEE 84/534 y 87/405 sobre el nivel acustico
 Conforme alle direttive CEE 84/534 e 87/405 sul livello acustico

