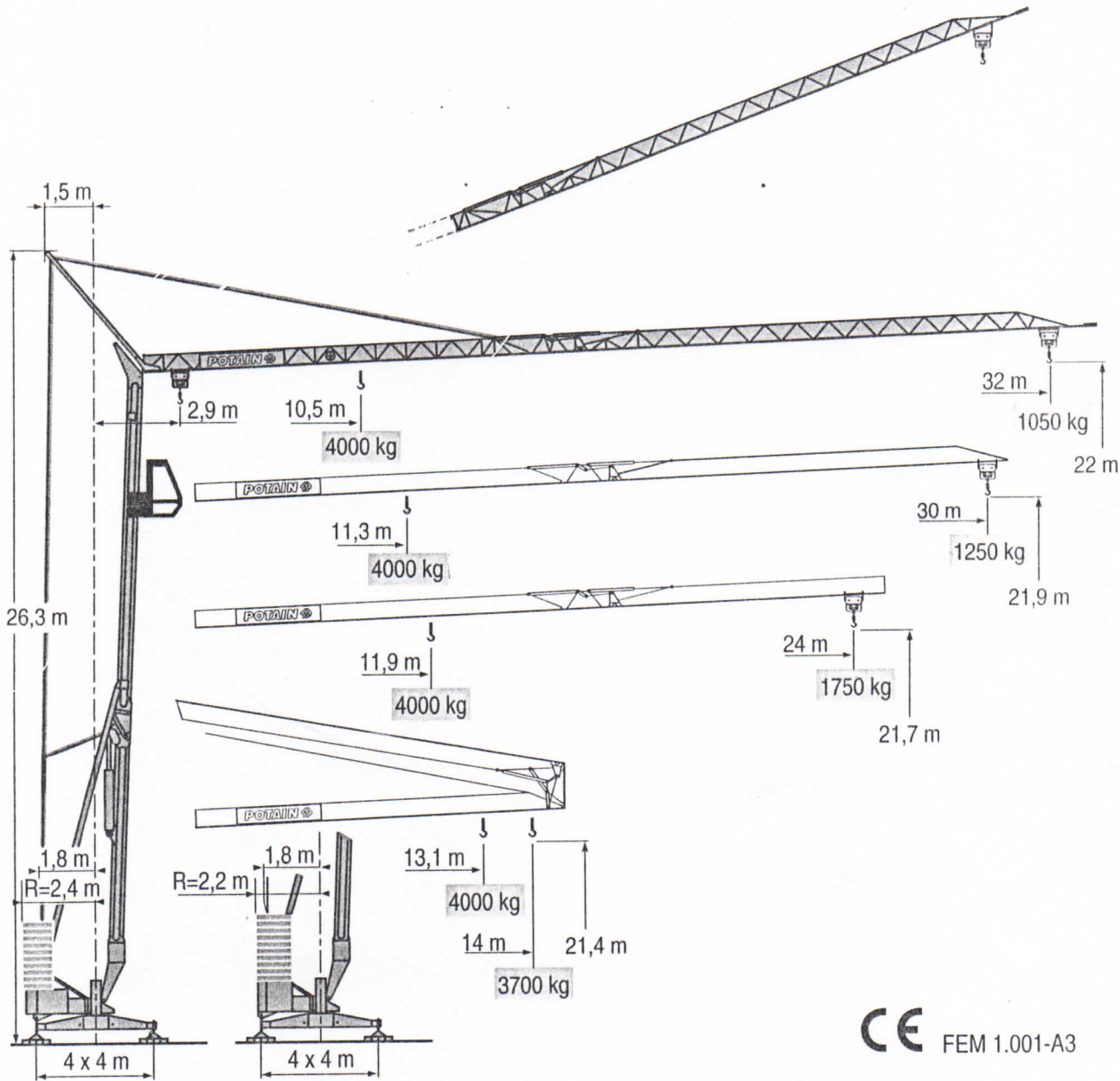


HD 36



LQH2

CE FEM 1.001-A3



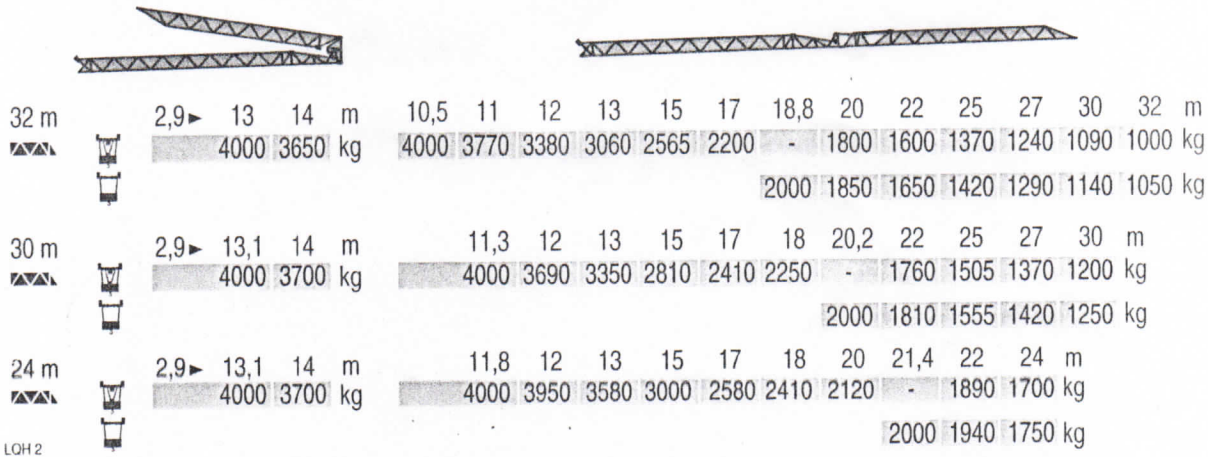
- HD 
- HDT 
- GTMR 
- CITY CRANE 
- TOPKIT MD MAXI MD 
- MAXI TOPKIT 
- Topless MDT 
- MR 

POTAIN

Courbes de charges
Lastkurven

Load diagrams
Curvas de cargas

Curve di carico
负荷曲线

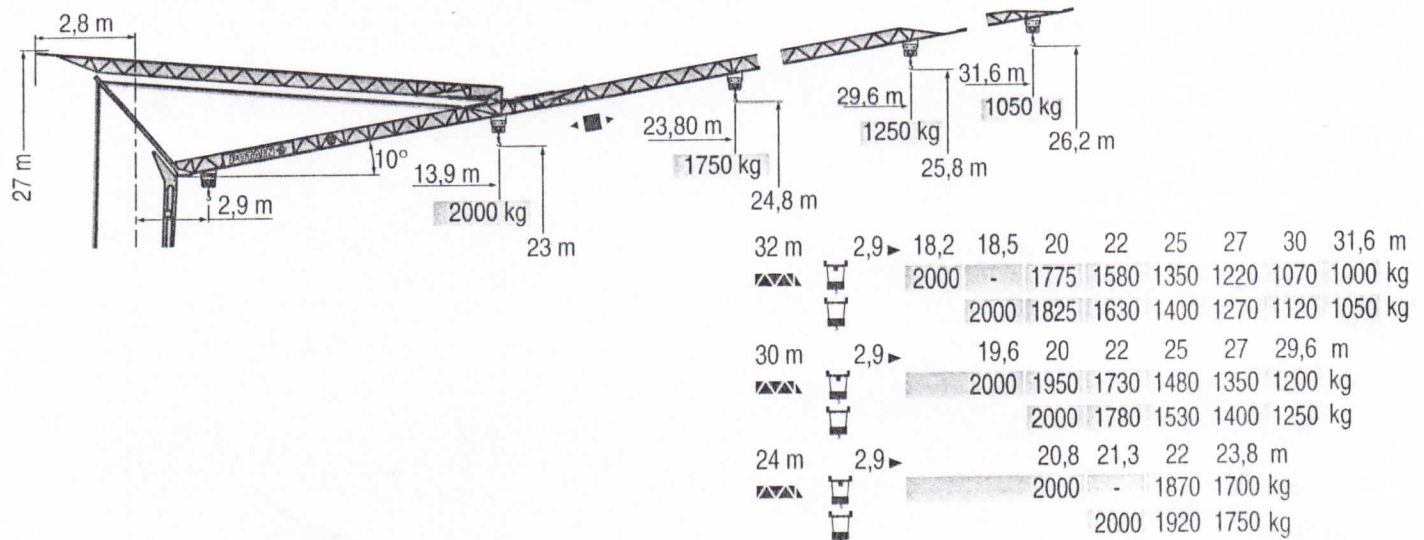


LOH2

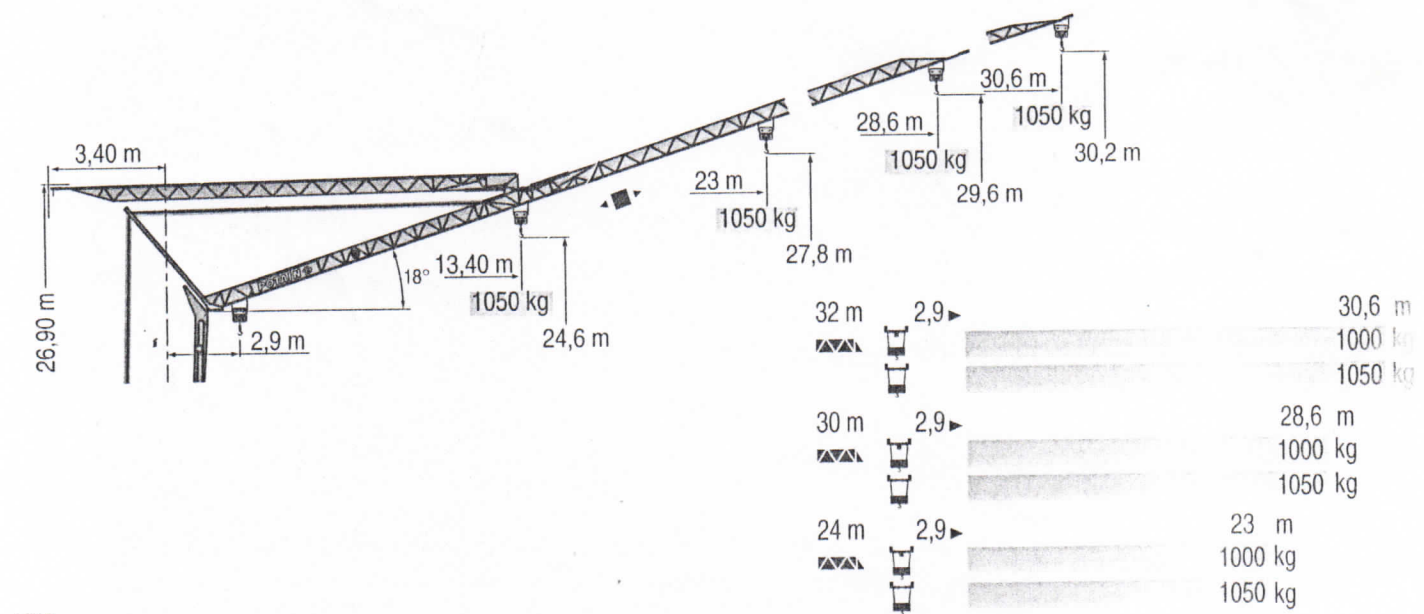
Flèche relevée
Ausleger in Steilstellung

Luffing jib
Flecha izada

Braccio impennato
起升吊臂



LOH3



Chariot distributeur



Traversing trolley



Carrellino distributore



Verfahrbare laufkatze



Carro distribuidor



变幅小车

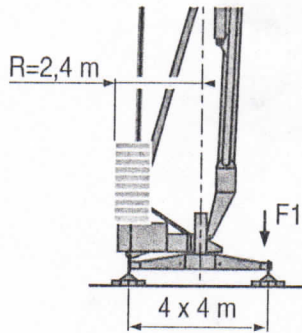
Réactions
Eckdrücke



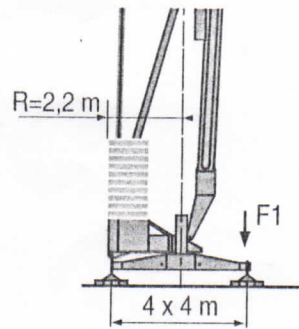
Reactions
Reacciones



Reazioni
反力



F1 ● 21,2 t ■ 13,9 t
▲ 11,3 t



F1 ● 21,6 t ■ 14,3 t
▲ 11,3 t

LOH 1

- Réactions en service
- Réactions hors service
- ▲ A vide sans lest (ni train de transport) avec flèche et hauteur maximum

- Reactions in service
- Reactions out of service
- ▲ Without load, ballast (or transport axles), with maximum jib and maximum height.

- Reazioni in servizio
- Reazioni fuori servizio
- ▲ A vuoto, senza zavorra (ne assali di trasporto) con braccio massimo e altezza massima

- Reaktionskräfte in Betrieb
- Reaktionskräfte außer Betrieb
- ▲ Ohne Last, Ballast (und Transportachse), mit Maximalausleger und Maximalhöhe.

- Reacciones en servicio
- Reacciones fuera de servicio
- ▲ Sin carga, sin lastre, (ni tren de transporte), flecha y altura máxima.

- 工作状态下的反应
- 非工作状态下的反应
- ▲ 空载无压重也无运输车有吊臂和最大高度

Mécanismes
Antriebe



Mechanisms
Mecanismos



Meccanismi
机构



										ch - PS hp	kW	
▲	15 LVF 10	m/min	5	27	43	53	2,5	13,5	21,5	26,5	15	11
		kg	2000	2000	1250	1050	4000	4000	2500	2000		
▼	15 RPC 10 A	m/min	9	27	54		4,5	13,5	27		15	11
		kg	2000	2000	1050		4000	4000	2000			
◀ ▶	3 D2 V5/2	m/min	21 - 42								2,7	2
⊙	RVF 30	tr/min U/min rpm	0 → 0,2 → 0,8								1,5	1,1

CEI 38	IEC 38	kVA	
400 V (+6% -10%) 50 Hz		20 kVA	84/534 - 87/405

LOH 2

- ▲ Levage
- ◀ ▶ Distribution
- ⊙ Orientation
- Conforme aux directives CEE 84/534 et 87/405 sur le niveau acoustique

- Hoisting
- ◀ ▶ Trolleying
- ⊙ Slewing
- In compliance with the EEC 84/534 and 87/405 Instructions on noise level

- Sollevamento
- ◀ ▶ Distribuzione
- ⊙ Rotazione
- Conforme alle direttive CEE 84/534 e 87/405 sul livello acustico

- ▲ Heben
- ◀ ▶ Kاتفahren
- ⊙ Schwenken
- Gemäss EWG-Richtlinien 84/534 und 87/405 für den Schall-Leistungspegel

- Elevación
- ◀ ▶ Distribución
- ⊙ Orientación
- Conforme con las directivas CEE 84/534 y 87/405 sobre el nivel acustico

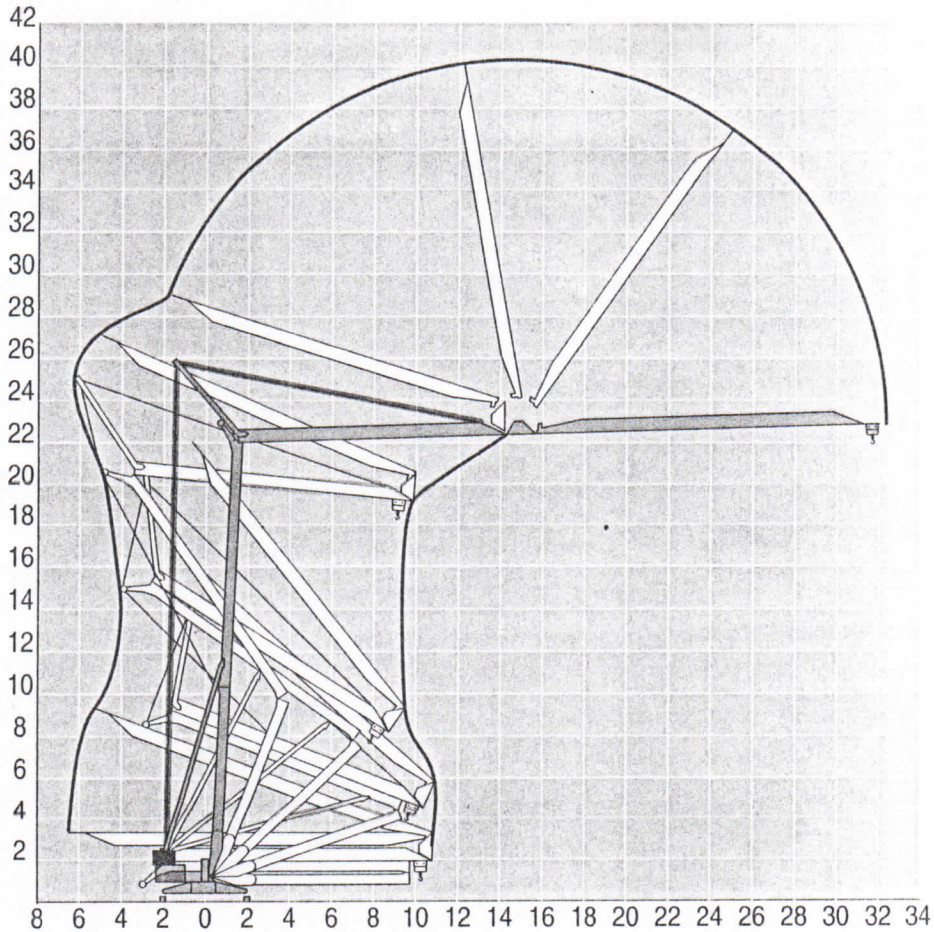
- 起升
- ◀ ▶ 变幅
- ⊙ 回转
- 符合 CEE 84/534 - CEE 87/405 声晌度规定

Montage
Montage

F Erection
D Montaje

GB Montaggio
E 安装

I
C



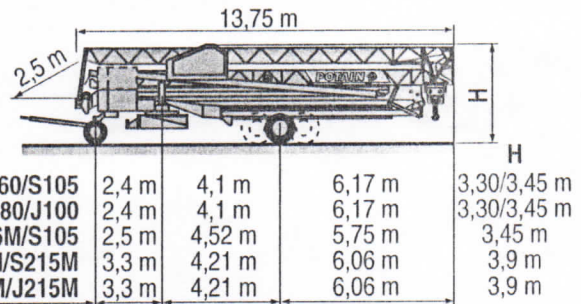
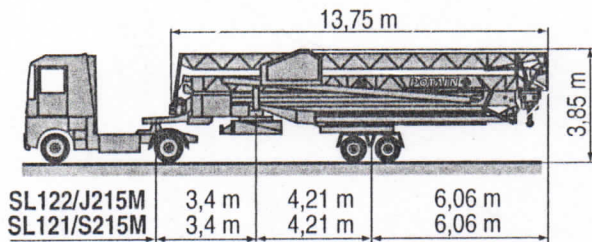
LQH 1

Transport
Transport

F Transport
D Transporte

GB Trasporto
E 运输

I
C



SL122/J215M

SL121/S215M

CJ125M/J215M

DJ126M/S215M

DJ126M/S105

DS60/S105

DS80/J100 ○

LQH 1

○ Chantier

F Site

GB Cantiere

I

○ Baustelle

D Obra

E 工地运输

C

POTAIN TP®
GRUPE LEGRIS INDUSTRIES

18.Rue de Charbonnières, B.P. 173
F-69132 ECULLY Cedex
Tél. (33)04.72.18.20.20
Fax (33)04.72.18.20.00
http://www.potain.com
E-mail : mkt@potain.fr

HD 36

Copyright.Reproduction interdite © POTAIN 1999

Deutschland
POTAIN GmbH Tel : 06.105.704.0

Italia
POTAIN S.p.A. Tel : 039.65.631

Singapore
POTAIN PTE LTD Tel : (00.65) 227.1550

Réf. 1998.47 LQH 3

修改权在卖方

Modifiche riservate

Modificaciones reservadas

Subject to modification

Änderungen vorbehalten

Modifications réservées

Printed in France

Réalisation HEADLINES