
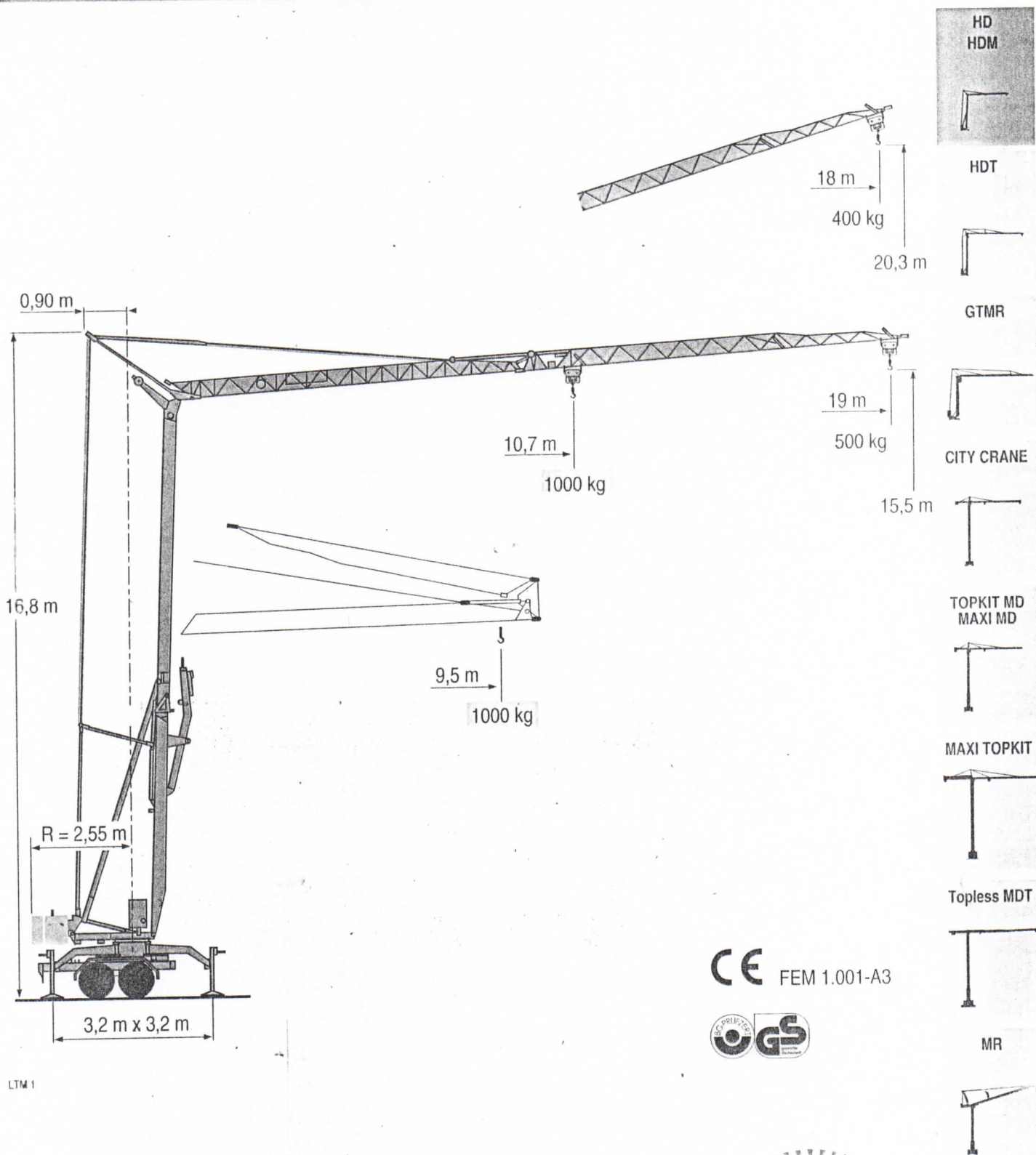


HDM 10



HD
HDM

HDT



GTMR



CITY CRANE



TOPKIT MD
MAXI MD



MAXI TOPKIT



Topless MDT



MR



CE FEM 1.001-A3



POTAIN 

LTM 1

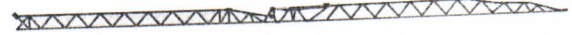
Courbes de charges
Lastkurven



Load diagrams
Curvas de cargas



Curve di carico
负荷曲线



16,2 m 2,3 9,5
1000

10,7 11 12 13 14 15 16 17 18 19 m
1000 965 890 790 720 665 615 570 535 500 kg

LTM 1

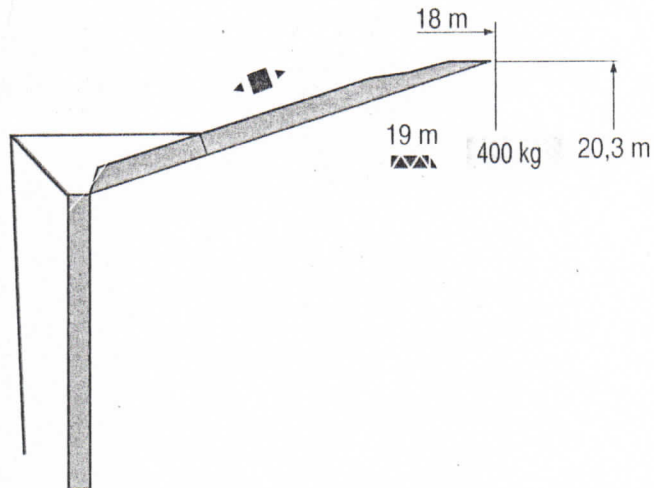
Flèche relevée
Ausleger in Steilstellung



Luffing jib
Flecha izada



Braccio impennato
起升吊臂



LTM 1

Chariot distributeur



Traversing trolley



Carrellino distributore



Verfahrbare laufkatze



Carro distribuidor



变幅小车



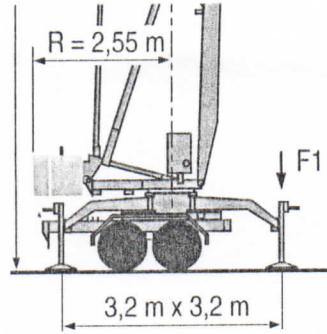
Réactions
Eckdrücke



Reactions
Reacciones



Reazioni
反力



F1 ● 6,5 t ■

△ 10,05 t

LTM 1

- Réactions en service
- Réactions hors service
- △ A vide avec lest et train de transport avec flèche maximum



Reactions in service
Reactions out of service
Without load, with ballast and transport axles, with maximum jib.



Reazioni in servizio
Reazioni fuori servizio
A vuoto, con zavorra con assali di trasporto con braccio massimo.



- Reaktionskräfte in Betrieb
- Reaktionskräfte außer Betrieb
- △ Ohne Last, mit Ballast mit Transportachse, mit Maximalausleger.



Reacciones en servicio
Reacciones fuera de servicio
Sin carga, con lastre, y tren de transporte, flecha máxima.



工作状态下的反应
非工作状态下的反应



Mécanismes
Antriebe



Mechanisms
Mecanismos



Meccanismi
机构



										ch - PS hp	kW
▲ ▼	5 PC5 Triphase	400 V	m/min kg	↓ 4,1 1000		↓ 16 1000		↓ 32 500		5	3,7
	6 LVF 5 Tri-Monophasé 230 V/400 V	230 V ---	m/min kg	↑ 3,5 1000	↓ 3,5 1000	↑ 12 1000	↓ 20 1000	↑ 20 500	↓ 34 500	5	3,7
		400 V	m/min kg	↑ 3,5 1000		↓ 20 1000		↓ 34 500		6	4,4
◀ ▶	1 DC1 V2	—	m/min	20						1,5	1,1
⊙	RVF 20	—	tr/min U/min rpm	0,3 → 1						1	0,6
CEI 38		IEC 38		kVA							
230 V(+6% -10%) 50 Hz ---		400 V(+6% -10%) 50 Hz		230 V : 4,6 kVA 400 V : 7,5 kVA				84/534 - 87/405			

LTM 1

- Levage
- Distribution
- ⊙ Orientation
- --- 50 Hz Monophasé
- Conforme aux directives CEE 84/534 et 87/405 sur le niveau acoustique



Hoisting
Trolleying
Slewing
50 Hz Single phase
In compliance with the EEC 84/534 and 87/405 Instructions on noise level



Sollevamento
Distribuzione
Rotazione
50 Hz Monofase
Conforme alle direttive CEE 84/534 e 87/405 sul livello acustico



- Heben
- Katzfahren
- ⊙ Schwenken
- --- 50 Hz Einphasige
- Gemäss EWG-Richtlinien 84/534 und 87/405 für den Schall-Leistungspegel



Elevación
Distribución
Orientación
50 Hz Monofásica
Conforme con las directivas CEE 84/534 y 87/405 sobre el nivel acústico



起升
变幅
回转
电源 : 50 Hz 单相
符合 CEE 84/534 - CEE 87/405 声响度规定



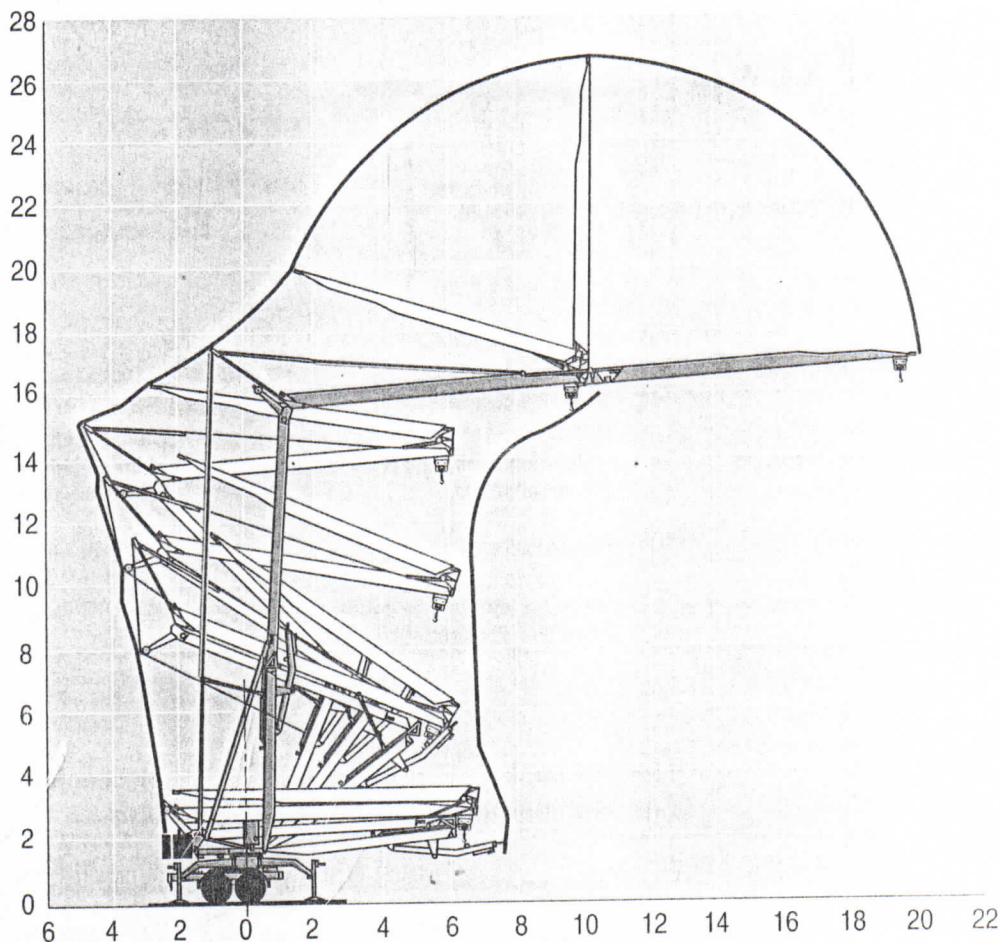
Montage
Montage



Erection
Montaje



Montaggio
安装



LTM 1

Version transport lestée



Road transported version
with ballast

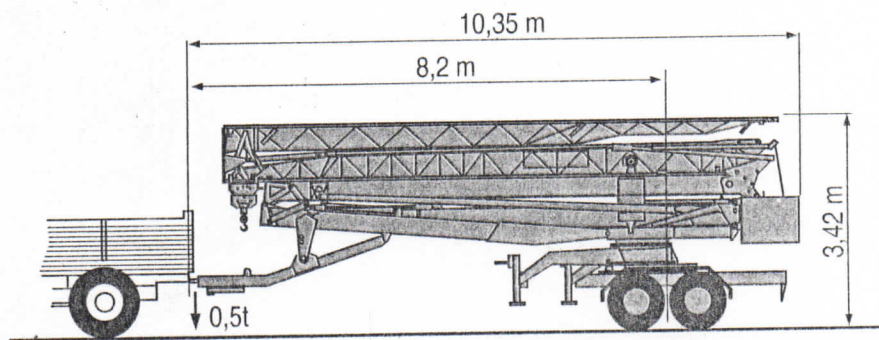


Versione trasporto gru
zavorrata

Transport mit Ballast



Versión transporte con lastre



LTM 1

POTAIN
GROUPE *LEGRIS* INDUSTRIES

18.Rue de Charbonnières, B.P. 173
F-69132 ECULLY Cedex
Tél. (33)04.72.18.20.20
Fax (33)04.72.18.20.00
<http://www.potain.com>
E-mail : mkt@potain.fr

HDM 10

Copyright.Reproduction interdite (©) POTAIN 2000

Deutschland
POTAIN GmbH
Italia
POTAIN S.p.A.
Singapore
POTAIN PTE LTD

Tel : 06.105.704.0

Tel : 0.331.49.33.11

Tel : (00.65) 227.1550

Réf. 2000. 07 LTM 1

Modifiche riservate / Modifications reservadas / Subject to modification / Änderungen vorbehalten / Modificaciones reservadas / Modificazioni riservate

Realisation HeadLines